

















Middle States Standards For Accreditation - Student Survey





1. Currently, I am in grade			
		Response Percent	Response Count
9		21.4%	6
10		28.6%	8
11		28.6%	8
12		21.4%	6
		answered question	28
		skipped question	0





2. Total number of years I have attended this school?		
		Response Count
		28
		answered question
		28
		skipped question
		0

3. I participate in the following special programs / activities (check all that apply):			
		Response Percent	Response Count
Interscholastic Athletics		25.0%	7
Performing Arts		17.9%	5
Special Education		0.0%	0
English as a Second Language Instruction		0.0%	0
Honor and / or Advanced Placement Courses		50.0%	14
Other		46.4%	13
		Other:	9
		answered question	28
		skipped question	0






4. I understand the overall philosophy and mission of my school.			
		Response Percent	Response Count
Strongly Agree		12.0%	3
Agree		60.0%	15
Disagree		12.0%	3
Strongly Disagree		0.0%	0
Don't Know		16.0%	4
		Comments:	1
		answered question	25
		skipped question	3

5. The administration (Principal, Assistant Principals, and Directors) provide effective leadership to the school.			
		Response Percent	Response Count
Strongly Agree		12.5%	2
Agree		50.0%	8
Disagree		31.3%	5
Strongly Disagree		6.3%	1
Don't Know		0.0%	0
		<i>answered question</i>	16
		<i>skipped question</i>	12

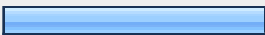



6. The administration maintains positive relationships with parents, students, and the community.			
		Response Percent	Response Count
Strongly Agree		0.0%	0
Agree		50.0%	8
Disagree		6.3%	1
Strongly Disagree		18.8%	3
Don't Know		25.0%	4
		<i>answered question</i>	16
		<i>skipped question</i>	12

7. The administration actively works to create a productive learning environment for students.			
		Response Percent	Response Count
Strongly Agree		12.5%	2
Agree		43.8%	7
Disagree		25.0%	4
Strongly Disagree		18.8%	3
Don't Know		0.0%	0
		answered question	16
		skipped question	12




8. Comments:		
		Response Count
		3
		answered question
		3
		skipped question
		25





9. The school strives to improve student learning and performance.			
		Response Percent	Response Count
Strongly Agree		12.5%	2
Agree		62.5%	10
Disagree		12.5%	2
Strongly Disagree		6.3%	1
Don't Know		6.3%	1
		answered question	16
		skipped question	12




10. Comments:		
		Response Count
		1
	<i>answered question</i>	1
	<i>skipped question</i>	27

11. Adequate financial resources are available to support the educational program.			
		Response Percent	Response Count
Strongly Agree		0.0%	0
Agree		40.0%	6
Disagree		26.7%	4
Strongly Disagree		13.3%	2
Don't Know		20.0%	3
		<i>answered question</i>	15
		<i>skipped question</i>	13


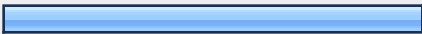


12. Comments:		
		Response Count
		2
	<i>answered question</i>	2
	<i>skipped question</i>	26





13. The school building, grounds, furniture, and equipment are clean and well maintained.			
		Response Percent	Response Count
Strongly Agree		0.0%	0
Agree		20.0%	3
Disagree		46.7%	7
Strongly Disagree		33.3%	5
Don't Know		0.0%	0
<i>answered question</i>			15
<i>skipped question</i>			13





14. The school facility offers adequate space and equipment for high quality student programs.			
		Response Percent	Response Count
Strongly Agree		0.0%	0
Agree		33.3%	5
Disagree		53.3%	8
Strongly Disagree		6.7%	1
Don't Know		6.7%	1
<i>answered question</i>			15
<i>skipped question</i>			13






15. The school offers adequate space for safe entry, exit, and traffic flow within the facility.			
		Response Percent	Response Count
Strongly Agree		0.0%	0
Agree		73.3%	11
Disagree		13.3%	2
Strongly Disagree		13.3%	2
Don't Know		0.0%	0
		answered question	15
		skipped question	13





16. Comments:		
		Response Count
		2
		answered question
		2
		skipped question
		26

17. My teachers are qualified and competent.			
		Response Percent	Response Count
Strongly Agree		7.1%	1
Agree		64.3%	9
Disagree		21.4%	3
Strongly Disagree		0.0%	0
Don't Know		7.1%	1
		answered question	14
		skipped question	14





18. Teachers create a productive learning environment for students.			
		Response Percent	Response Count
Strongly Agree		7.1%	1
Agree		57.1%	8
Disagree		28.6%	4
Strongly Disagree		0.0%	0
Don't Know		7.1%	1
		answered question	14
		skipped question	14

19. The school has an adequate number of teachers and staff members.			
		Response Percent	Response Count
Strongly Agree		16.7%	2
Agree		50.0%	6
Disagree		25.0%	3
Strongly Disagree		0.0%	0
Don't Know		8.3%	1
		answered question	12
		skipped question	16


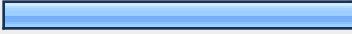


20. I feel safe in this school.			
		Response Percent	Response Count
Strongly Agree		7.1%	1
Agree		35.7%	5
Disagree		21.4%	3
Strongly Disagree		21.4%	3
Don't Know		14.3%	2
		answered question	14
		skipped question	14




21. The school has a written code of student conduct that supports the learning environment.			
		Response Percent	Response Count
Strongly Agree		7.1%	1
Agree		71.4%	10
Disagree		7.1%	1
Strongly Disagree		0.0%	0
Don't Know		14.3%	2
		answered question	14
		skipped question	14




22. Comments:		
		Response Count
		2
		answered question
		2
		skipped question
		26

23. The school has a plan to deal with emergencies, accidents, and illness.			
		Response Percent	Response Count
Strongly Agree		14.3%	2
Agree		50.0%	7
Disagree		28.6%	4
Strongly Disagree		0.0%	0
Don't Know		7.1%	1
		answered question	14
		skipped question	14




24. Comments:		
		Response Count
		1
		answered question
		1
		skipped question
		27





25. The school has a clear, relevant, up-to-date curriculum.			
		Response Percent	Response Count
Strongly Agree		15.4%	2
Agree		53.8%	7
Disagree		23.1%	3
Strongly Disagree		7.7%	1
Don't Know		0.0%	0
		answered question	13
		skipped question	15





26. Instructional materials and resources are up-to-date and readily available to students.			
		Response Percent	Response Count
Strongly Agree		0.0%	0
Agree		69.2%	9
Disagree		15.4%	2
Strongly Disagree		15.4%	2
Don't Know		0.0%	0
answered question			13
skipped question			15

27. The curriculum meets the educational needs of students at all levels (high performing students, special education, etc.)			
		Response Percent	Response Count
Strongly Agree		15.4%	2
Agree		61.5%	8
Disagree		23.1%	3
Strongly Disagree		0.0%	0
Don't Know		0.0%	0
answered question			13
skipped question			15




28. Comments:		
		Response Count
		2
answered question		2
skipped question		26





29. In general, students at my school are achieving at acceptable levels.			
		Response Percent	Response Count
Strongly Agree		0.0%	0
Agree		25.0%	3
Disagree		66.7%	8
Strongly Disagree		8.3%	1
Don't Know		0.0%	0
<i>answered question</i>			12
<i>skipped question</i>			16





30. Teachers accept responsibility for student learning.			
		Response Percent	Response Count
Strongly Agree		8.3%	1
Agree		50.0%	6
Disagree		33.3%	4
Strongly Disagree		0.0%	0
Don't Know		8.3%	1
<i>answered question</i>			12
<i>skipped question</i>			16






31. I receive regular communication from my teachers about how I am doing.			
		Response Percent	Response Count
Strongly Agree		16.7%	2
Agree		16.7%	2
Disagree		58.3%	7
Strongly Disagree		8.3%	1
Don't Know		0.0%	0
		answered question	12
		skipped question	16

32. Comments:		
		Response Count
		1
		answered question
		1
		skipped question
		27


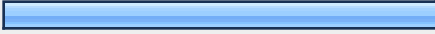


33. Counselors, administrators, teachers, and other staff members provide students with guidance and support.			
		Response Percent	Response Count
Strongly Agree		16.7%	2
Agree		58.3%	7
Disagree		25.0%	3
Strongly Disagree		0.0%	0
Don't Know		0.0%	0
		answered question	12
		skipped question	16






34. Career awareness activities are provided by counselors and / teaching staff.			
		Response Percent	Response Count
Strongly Agree		25.0%	3
Agree		50.0%	6
Disagree		16.7%	2
Strongly Disagree		8.3%	1
Don't Know		0.0%	0
		answered question	12
		skipped question	16



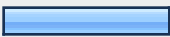


35. The school meets students' transportation needs, as appropriate.			
		Response Percent	Response Count
Strongly Agree		12.5%	1
Agree		37.5%	3
Disagree		25.0%	2
Strongly Disagree		25.0%	2
Don't Know		0.0%	0
		answered question	8
		skipped question	20

36. The school provides an adequate, nutritional food service program, as appropriate.			
		Response Percent	Response Count
Strongly Agree		8.3%	1
Agree		50.0%	6
Disagree		16.7%	2
Strongly Disagree		16.7%	2
Don't Know		8.3%	1
		answered question	12
		skipped question	16





37. Comments:		
		Response Count
		2
		answered question
		2
		skipped question
		26




38. The school offers a variety of student activities.			
		Response Percent	Response Count
Strongly Agree		16.7%	2
Agree		66.7%	8
Disagree		8.3%	1
Strongly Disagree		8.3%	1
Don't Know		0.0%	0
		answered question	12
		skipped question	16

39. Relationships between staff (teachers, administrators, counselors, coaches, etc.) and students show respect, fairness, and understanding.			
		Response Percent	Response Count
Strongly Agree		0.0%	0
Agree		41.7%	5
Disagree		25.0%	3
Strongly Disagree		25.0%	3
Don't Know		8.3%	1
		answered question	12
		skipped question	16





40. The school recognizes student accomplishments in meaningful ways.			
		Response Percent	Response Count
Strongly Agree		8.3%	1
Agree		58.3%	7
Disagree		25.0%	3
Strongly Disagree		8.3%	1
Don't Know		0.0%	0
		answered question	12
		skipped question	16




41. Comments:		
		Response Count
		3
		answered question
		3
		skipped question
		25



42. The school provides students with adequate library / media services.			
		Response Percent	Response Count
Strongly Agree		8.3%	1
Agree		58.3%	7
Disagree		25.0%	3
Strongly Disagree		8.3%	1
Don't Know		0.0%	0
answered question			12
skipped question			16

43. Technology resources are well-maintained and up-to-date.			
		Response Percent	Response Count
Strongly Agree		0.0%	0
Agree		58.3%	7
Disagree		25.0%	3
Strongly Disagree		16.7%	2
Don't Know		0.0%	0
answered question			12
skipped question			16

44. Comments:		
		Response Count
		4
answered question		4
skipped question		24

45. This survey covered all major aspects of the school.			
		Response Percent	Response Count
Strongly Agree		16.7%	2
Agree		50.0%	6
Disagree		25.0%	3
Strongly Disagree		8.3%	1
Don't Know		0.0%	0
		answered question	12
		skipped question	16

46. This student survey is clear and easy to understand.			
		Response Percent	Response Count
Strongly Agree		30.0%	3
Agree		50.0%	5
Disagree		20.0%	2
Strongly Disagree		0.0%	0
Don't Know		0.0%	0
		answered question	10
		skipped question	18

47. Completing this survey was easy for me.			
		Response Percent	Response Count
Strongly Agree		50.0%	5
Agree		50.0%	5
Disagree		0.0%	0
Strongly Disagree		0.0%	0
Don't Know		0.0%	0
		answered question	10
		skipped question	18

48. Comments:		
		Response Count
		1
	answered question	1
	skipped question	27